

Bert Zwaneveld

Science Department  
Open Universiteit, Heerlen  
zwane013@planet.nl

Dirk De Bock

Faculteit Economie en Bedrijfswetenschappen  
KU Leuven  
dirk.debock@kuleuven.be

## History

# Lucas Bunt's role in the development of statistics education

Lucas Bunt was a pioneer in the teaching of probability and statistics in Dutch secondary schools. As a teacher educator at Utrecht University, he and a group of teachers developed an experimental course which, from the mid-1950s on, became the reference textbook on this subject. Bunt's other — mostly international — activities are related to a curriculum reform movement initiated at the Royaumont Seminar in 1959, also known as the *New Math*. In the last years of his professional career, Bunt was a professor of mathematics at Arizona State University. In this article Bert Zwaneveld and Dirk De Bock describe the role of Lucas Bunt in the development of statistics education and highlight some developments in statistics education in the Netherlands 'after Bunt'.

The attention to statistics in Dutch secondary school mathematics arose in the early 1950s when a student text about statistics was developed by a group of mathematics teachers led by Lucas Bunt. The text was used in experiments in the last two years of secondary schools that prepared students for university studies in humanities. Bunt's reason to develop this text was a proposal made by *Liwenagel*, one of the two Dutch associations of teachers of mathematics at that time<sup>1</sup>, to include statistics into the curriculum for these students. The proposal cannot be seen independently from a worldwide trend after World War II to include applications of mathematics into the secondary school curricula [10, 17]. During the 1950s the call for curriculum change was so strong that the OECD took the initiative to organize, in 1959, the Royaumont Seminar with representatives from different western countries to initiate the reform [8]. Bunt participated in 'Royaumont' and in many other international meetings related to this reform movement. Both in Royau-

mont as in subsequent meetings there was a great debate about the role of an axiomatic approach to secondary school mathematics.

Although Bunt's pioneering role in statistics education is well-known in the Netherlands, a proper scientific review of his work is still missing. Moreover, his acting at the international mathematics educational scene was not given appropriate attention so far, especially in the debates about a possible introduction of statistics at the secondary school level.

We present Bunt's role in the Dutch curriculum reform movement of the 1950s, more specifically, his activities related to the development of a statistics programme as a part of it. Based on written historical sources and a few oral testimonies of contemporaries, we first provide some elements of Bunt's professional career. We then report about his experiment with the teaching of statistics in secondary school classrooms and about the actions he took to ensure that his ideas became consol-

idated. Finally, we report what happened with statistics in Dutch secondary mathematics curricula 'after Bunt' and we present some conclusions.

## Lucas Bunt

Lucas Nicolaas Hendrik Bunt (Figure 1) was born in 1905 in Edam, a small village north of Amsterdam. He studied mathematics at the University of Amsterdam where he also defended, in 1934, his PhD thesis, entitled *Bijdrage tot de theorie der convexe puntverzamelingen* ('Contribution to the theory of convex sets of points', see Figure 2).



Figure 1 Lucas Bunt (detail of a picture of the Wiskunde Werkgroep, 1948).




Figure 2 Title page of Bunt's PhD thesis (1934).

In the early 1930s, Bunt started his career as a mathematics teacher in Leeuwarden where he probably met his wife, a chemistry teacher at the same school. In the late 1940s Bunt became mathematics teacher trainer at the University of Groningen. From 1948 to 1969 he was appointed as a full-time mathematics teacher trainer at Utrecht University, a position that he combined with that in Groningen during several years. In 1968, immediately after the retirement of his wife, he and his family migrated to Arizona (US) where Bunt became a professor of mathematics at Arizona State University. We assume that Bunt had already developed strong professional ties with the US in the early 1960s to secure this appointment but could not verify this any further. Bunt died in 1984 in the US.

Figure 1 is a part of a larger picture made during a meeting of the *Wiskunde Werkgroep* ('Mathematics Working Group', see Figure 3), a group, chaired by Hans Freudenthal, that critically reflected on the existing secondary school curricula and developed proposals for new curricula [12]. Bunt was an active member of this group.

Besides Bunt's membership of the *Wiskunde Werkgroep* he also was active in the mathematics educational scene in the Netherlands after World War II. We shall later present some examples.

Bunt's international career already started in 1954. He then chaired section VII, Philosophy, History, and Education, during the International Congress of Mathematicians in Amsterdam. Bunt himself had two short contributions in this congress [11]. During the academic year 1956/57 Bunt and his family lived in Rio de Janeiro. On behalf of UNESCO, he was advisor to the Brazilian government about the reform of the secondary mathematics curriculum. Results of his stay in Brazil are a textbook on plane geometry and a Portuguese/Brazilian translation of his Dutch textbook on probability and statistics, which we further discuss in this chapter. In 1959, recommended by Hans Freudenthal to the Dutch Ministry of Education, Bunt was one of the three representatives for the Netherlands at the famous Royaumont Seminar and he co-edited the Seminar's Proceedings in cooperation with Howard F. Fehr [15]. In the late 1960s, Bunt translated and adapted, in cooperation with Harrie Broekman, a series of booklets that were developed by the *School Mathematics Study Group*

in the US. This resulted in a six-volume programmed instruction course for Dutch secondary school students.

End 1950s, begin 1960s, Bunt was a member of the *Onderwijsraad* ('Educational Council'). The official task of this Council was, and still is, to advise the minister of education about politics and legislation related to education.

Bunt was primarily a mathematician who explained mathematics to a non-mathematically schooled audience. We report in more detail Bunt's activities in the Netherlands with statistics education. An important part of these activities was the co-authoring of the textbook *Statistiek voor het voorbereidend hoger en middelbaar onderwijs* ('Statistics for preparatory higher and secondary education') [2], intended for Dutch students, aged 16 to 18 years, who prepared themselves for university studies in social sciences, economics, geography, et cetera. Bunt conducted a teaching experiment with this textbook and he published a report of this experiment [3]. Without going into details we also mention that Bunt conducted a comparable experiment with the history of mathematics for the same target group of students. For this experiment he co-authored *Van Ahmes tot Euclides, hoofdstukken uit de geschiedenis van de wiskunde* ('From Ahmes to Euclid, chapters from the history of mathematics') [1]. In 1976 Bunt translated and revised *Van Ahmes tot Euclides* together with two American co-authors into *The Historical Roots of Elementary Mathematics* [6]. During the sixties, Bunt (co-)authored *An Introduction to Sets, Probability and Hypothesis Testing* (with Howard F. Fehr and George Grossman) (1964) and *Probability and Hypothesis Testing* (1968).

### First experiments with statistics education

Bunt took the initiative to develop an experimental text about statistics in some gymnasia.<sup>2</sup> The text was initially mimeographed, in 1956 it was printed as a textbook [2]. As mentioned before, one of the reasons for Bunt to start with an experiment about the teaching of statistics was a proposal of a commission established by the organization of mathematics teachers *Liwenagel*, intended to study the opportunities and possibilities of "a re-organization of mathematics education in the A-streams of the gymnasia and the gymnasium sections of the lyceums"<sup>3</sup> [13, p.49]. Bunt



Figure 3 Participants of the conference of the *Wiskunde Werkgroep* on 13 and 14 November 1948; on the first row, left: Lucas Bunt, fifth from left: Hans Freudenthal (collection Fred Gofree).

was a member of that commission and, although it is not mentioned, likely the main author of the commission's report.

It is worth mentioning that Bunt did not develop the experimental text and the textbook on his own, although this was a common practice in the Netherlands at that time, but in cooperation with a team of teachers. In the Preface of the textbook Bunt wrote (translated from Dutch<sup>4</sup>):

"...was an educational experiment in statistics, organized by the Department of Didactics of the Pedagogical Institute of the State University of Utrecht. The following teachers cooperated: Dr. Cath. Faber-Gouwentak, Barlaeus-Gymnasium, Amsterdam; Sr. E.A. de Jong, Rectrix [Headmistress] St. Theresia-Lyceum, Tilburg; D. Leujes, Grotius-Gymnasium, Delft; Dr. H. Mooy, Barlaeus-Gymnasium, Amsterdam; Dr. P.G.J. Vredenduin, Conrector [Vice Headmaster] Stedelijk [Municipal] Gymnasium, Arnhem." [2, p. v]

At that time in the Netherlands, statistics was not a part of the official curriculum that only included algebra and geometry, topics that were also part of the final exams, organized centrally by the government. However, based on an exceptional rule, the Inspection of Education could allow teachers to change parts of the exam programme. Such an exception was obtained for the statistics experiment.<sup>5</sup>

In 1957, Bunt published the report in which he describes and discusses the experiment with the student text that was used during the years 1951–1955 [3]. The reason why the textbook was published before this report was, as Bunt wrote in the textbook's Preface:

"The recent proposals of the mathematics teachers associations *Wimecos* and *Liwengel*<sup>6</sup> about the curriculum change for mathematics in the B-stream of the secondary schools, in which statistics is included as a new topic, made it desirable to make, as soon as possible, the text public." [2, p. v]

Bunt's report had two parts: part A includes the motivation and explanation about the selected topics, and the way they are treated; part B is the student text (it is not included in the printed version of the report).

We focus on some highlights of part A. Bunt motivated the reasons for choosing



Figure 4 Bunt attending the public defense of the PhD thesis of his son Harry at the University of Amsterdam, 1981.

statistics as follows: to students in university disciplines such as economy, psychology and sociology, an extensive study of algebra is less useful than a well-balanced treatment of the first concepts and principles of statistics. Statistics in university turns out to be very difficult and uncommon to these students. Moreover, they have to learn it in a rather short period of time. Statistics in secondary school is not only useful for the aforementioned students, but for all citizens in modern society. By reducing the algebra content, Bunt found the necessary 35 classroom hours for his statistics course. After that, he justified the chosen topics. In the first experimental text, these topics were: frequency distribution, histogram, frequency curve, cumulative frequency, average, median, quartiles, range, mean deviation, standard deviation, quartile distance, permutations, variations (without repetitions), combinations, Pascal's triangle, Newton's binomial formula, some simple theorems from probability calculus, the binomial distribution for  $p = 0.5$ , the normal curve as a limit of the histogram of the binomial distribution (graphical, not with formulae). At the end of the course, some applications of the normal curve for calculating probabilities were presented. Linear regression and correlation were left out, because of being too time-consuming. Especially on the insistence of his cooperators, Bunt drastically changed the end by including a final chapter on hypothesis testing: estimating some characteristics of a population on the basis of a sample.

#### *Bunt's approach to probability theory*

Bunt deals extensively with the principles of probability calculus for which he presents an axiomatic approach. Probability is a function that assigns to an event a number in the interval  $[0, 1]$ . He starts from the following two axioms: (1) If  $p \rightarrow \neg q$ , then  $P(p \text{ or } q) = P(p) + P(q)$ ; (2) If  $p$  is the sure event, then  $P(p) = 1$ . From these axioms Bunt derives the complement and product rule. He illustrates these rules with examples about rolling dice. In the textbook, however, Bunt introduces the concept of probability differently. There he starts with the definition of Laplace: the probability of an event is the number of outcomes favorable for that event, divided by the total number of outcomes (under the condition of mutually exclusive and equally likely outcomes). After having dealt with the complement, the sum and the product rule, he introduces 'another' definition: if it turns out that in a large number of repetitions of an experiment,  $n$ , an event happens  $k$  times, then we are convinced that every time we repeat this experiment a sufficient number of times, this event will happen in  $\frac{k}{n}$  part of this number. We then state that the probability of that event equals  $\frac{k}{n}$ . For probabilities derived from that 'new' definition, the complement, sum and product rule keep their validity.

#### *A contrasting, radical axiomatic approach*

We note that Bunt's approach contrasts sharply with that of his contemporary Gustave Choquet, then president of the *International Commission for the Study and Improvement of Mathematics Teaching* (CIEAEM), who proposed at its 9th meeting, specifically on the teaching of probability and statistics, a definition of probability based on the mathematical concept of measure (translated from French); Figure 5 illustrated Choquet's contribution:

"In a set  $U$ , one chooses a family  $F$  of subsets  $E$ , to each of which we attach a number  $m(E)$ , called the measure of  $E$ . These subsets have the following properties: their union and their intersection are again part of  $F$ , even if the number of  $E$ 's is infinite. In the case of probabilities, the set  $U$  has measure  $m(U) = 1$ . Each element of  $U$  represents a possible event: all favourable events constitute a subset  $E$  with measure  $m(E)$ . The probability of the favourable event is given by  $m(E)/m(U)$ ." [7, pp. 63–64]



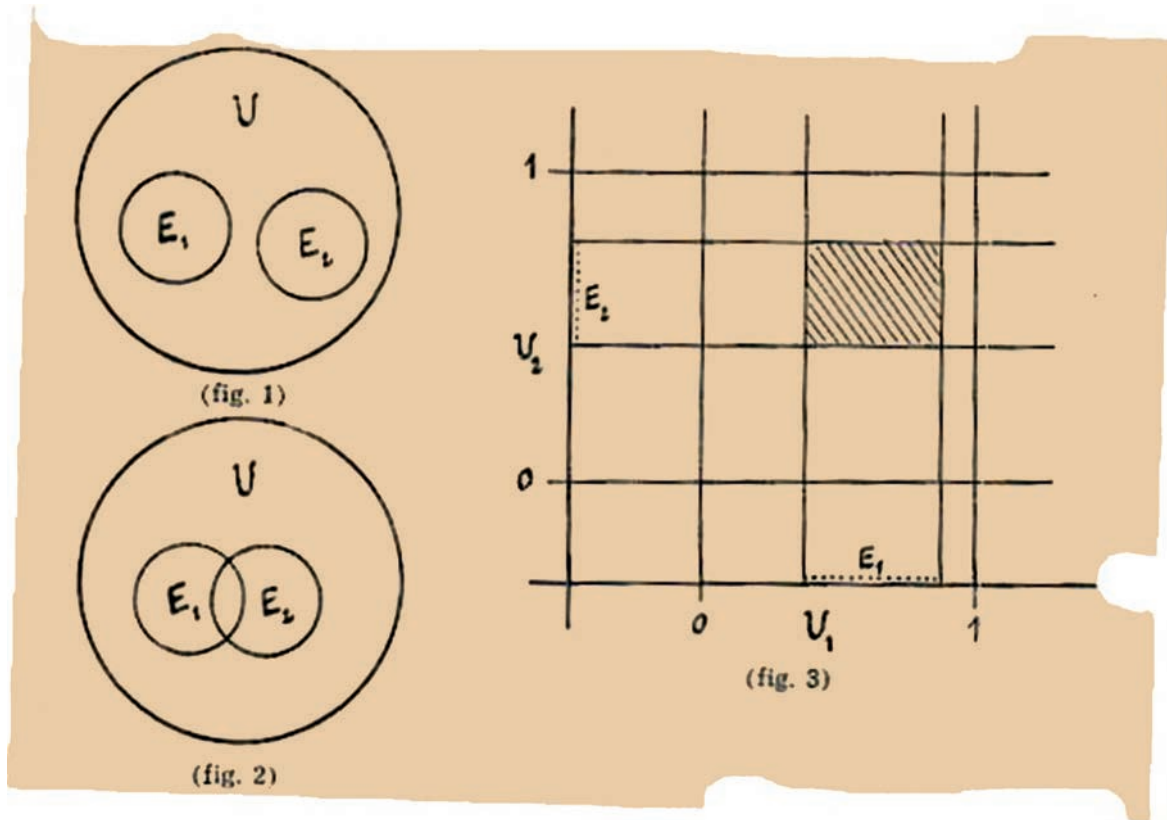


Figure 5 Illustration of Choquet's approach of probability.

The difference between Bunt's and Choquet's approaches illustrates the debate during the mid-1950s between the mathematics-didacticians and the mathematics-structuralists on how statistics should be introduced at the secondary school level. More generally, it illustrates the great debate about the role of an axiomatic approach to secondary school mathematics, as already shortly mentioned in the Introduction.

*Bunt's approach to hypothesis testing*

Because of its innovative character, we discuss in some detail how Bunt explained the concept and procedure of hypothesis testing. He wrote about this:

"On the basis of a sample of 10 marbles out of a box with 5000 white and 5000 red marbles the probabilities of 0, 1, 2, ..., 8, 9, 10 red marbles in that sample are 0.001, 0.010, 0.044, 0.117, 0.205, 0.246, 0.205, 0.117, 0.044, 0.010, 0.001. It follows that in 1.1% of all samples of 10 marbles there are 0 or 1 red marbles, and even so, in 5.5%, there are 0, 1 or 2 red marbles. And, in 5.5% of all samples there are 8, 9 or 10 red marbles. And

moreover, in 1.1% of all samples there are 9 or 10 red marbles. Now suppose that the fraction  $p$  of red marbles is unknown, and we take a sample of 10 marbles. We shall agree that if  $p = 0.5$  and there are 0, 1, 9 or 10 red marbles in the sample, we shall reject the hypothesis  $p = 0.5$ . If the hypothesis  $p = 0.5$  is right we have a risk of  $1.1\% + 1.1\% = 2.2\%$  that we, in spite of this, reject the hypothesis. More precisely, there is a probability of 1.1% that we reject the hypothesis  $p = 0.5$  on the strength of too small (or too large) a number of red marbles. Because, in this connection, we, for the time being, do not want to risk a greater probability than 2.5%, we stick to the mentioned agreement. This agreement, therefore, conforms to the following conditions: (a) if  $p = 0.5$ , we risk, both for too small and for too large a number of red marbles in the sample, a probability of not more than 2.5% that we reject the hypothesis  $p = 0.5$ ;

(b) both for too small and for too large a number of red marbles this probability lies as close to 2.5% as possible. When we reject the hypothesis  $p = 0.5$  we say the hypothesis  $p = 0.5$  is rejected with an unreliability of not more than 5%." [2, p.12]

The fraction  $v$  is introduced as the number of red marbles divided by the number of marbles in the sample and its values which are or are not thought contradictory to  $p = 0.5$  are represented by, respectively, dots and circles on an axis (Figure 6). Repeating this procedure for different values of  $p$ , one gets the two-dimensional scheme (Figure 7). By making the values of  $v$  and  $p$  'continuous', one gets a graph on which the different boundary lines refer to different sample sizes (Figure 8). The textbook contains two of these, corresponding to unreliabilities of 5% and 10%, called by Bunt 'nomograms'. From these nomograms, the student can observe that the

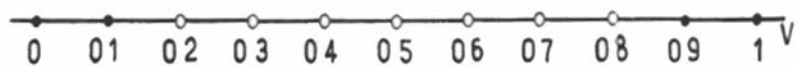


Figure 6 Axis representing values of  $v$  with dots, contradictory to  $p = 0.5$ , and circles, not contradictory

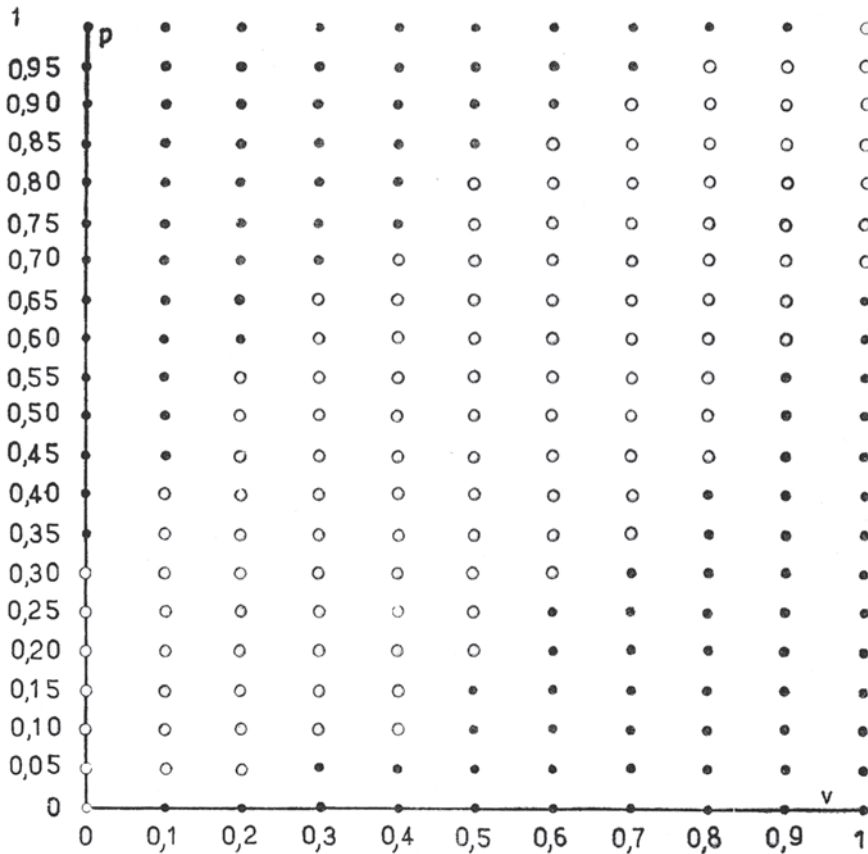


Figure 7 v-axes for different values of p.

probability of rejecting a false hypothesis increases with the sample size.

**Consolidation and internationalization**

In 1954–1955 a curricular commission of *Wimecos* published a report including a draft curriculum and central examination

program for mathematics in HBS-B. Bunt had been a member of that commission representing the Dutch mathematics didacticians and mathematics teacher trainers. In the commission's report, it is stated that statistics had been important sources for the commission. The commission basically

confirmed the conclusions of the report of *Liwenagel* [13], but now generalized to all students who prepared themselves for university studies. In 1958, the new curriculum was actually implemented, but, although it entailed a considerable change, statistics only became an optional subject for gymnasium A.

The fifth edition of Bunt's textbook [5] had a slightly different title, a consequence of the curriculum reform consolidated in 1968 by a new law for secondary education. The subtitle, 'Statistics for preparatory higher and secondary education', was changed into 'Statistics for preparatory scientific education'. This new curriculum reform was prepared and supervised by the *Commissie Modernisering Leerplan Wiskunde* (CMLW, 'Commission for Modernization of the Mathematics Curriculum'). The task of that commission was to prepare the mathematics curriculum reform in line with the ideas of Royaumont Seminar. Bunt was a member of the CMLW [16]. The commission was officially set up in June 1961 by the Ministry of Education, Arts and Science, but already in January 1961, Bunt had proposed to the Ministry to establish such commission. However, the Inspection of Education had given negative advice to the Ministry because the commission as proposed by Bunt was too small. In 1968 the new curriculum for mathematics, in which statistics played a clear role, was implemented in all schools for secondary education in the Netherlands: Bunt had

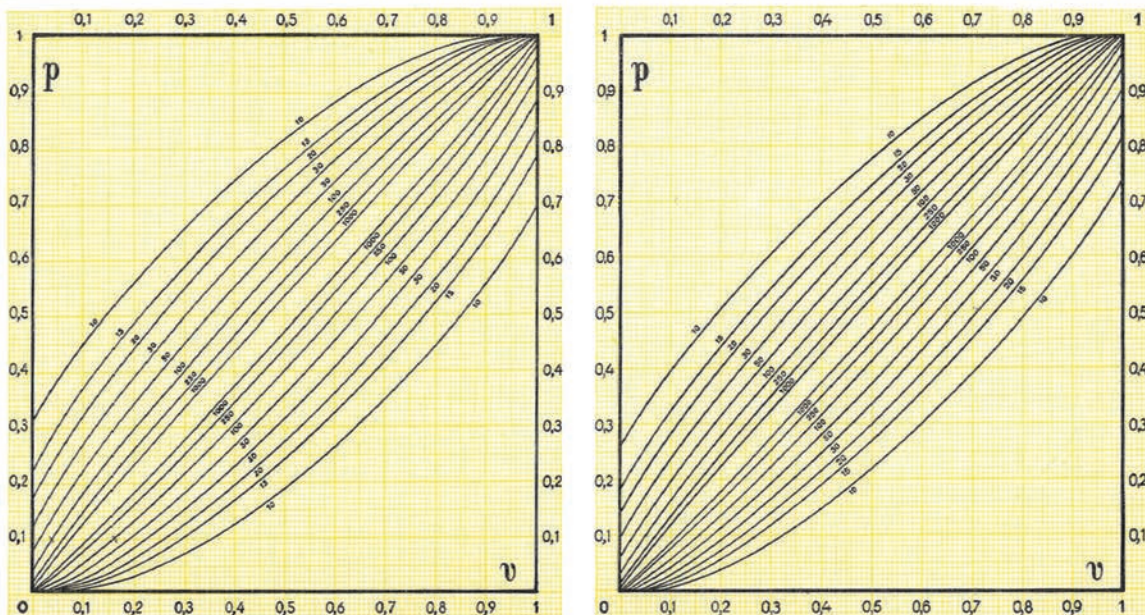


Figure 8 Nomograms for different sample sizes (left, the unreliability is 5%, right 10%).

achieved what he had started working on in 1951.

During the late 1950s and early 1960s, Bunt disseminated his ideas about the teaching of statistics. Already on 24 May 1959 he was invited to report on his experiment about the teaching of statistics at the annual meeting of the *Société Belge de Professeurs de Mathématiques* ('Belgian Association of Mathematics Teachers') and the *Société Belge de Statistique* ('Belgian Association of Statistics'), held in Brussels on 24 May 1959 [4]. The manner in which statistics became a part of the secondary-school curriculum in the Netherlands was also the topic of Bunt's paper at the Royaumont Seminar [15]. In the period after Royaumont, Bunt had the opportunity to participate actively in almost all meetings held in order to coordinate, monitor and refine the implementation of the Royaumont recommendations (Aarhus, 1960; Athens, 1963; Echternach, 1965).

#### Recent developments in the Netherlands

In 1968 the structure of secondary education in the Netherlands completely changed, and at the same time, also the mathematics curricula. According to the law for secondary education of 1968, two types of schools could prepare students to higher education: *Voorbereidend Wetenschappelijk Onderwijs* (VWO, six grades for students from age 12 to 18, 'Preparatory Scientific Education'), preparing for university studies, and *Hoger Algemeen Voortgezet Onderwijs* (HAVO, five grades for students from age 12 to 17, 'Higher General Continued Education'), preparing

for education at *Hogescholen* ('Institutes for Higher Education'), nowadays called universities for applied sciences. The mathematics curricula for both school types were prepared by the CMLW. Begin 1970s the CMLW stopped activity, but there was a kind of successor: the *Instituut voor de Ontwikkeling van het Wiskunde Onderwijs* (IOWO, 'Institute for the Development of Mathematics Education') with Freudenthal as director, nowadays the Freudenthal Institute. This Institute had the supervision of the implementation of the new mathematics curricula. But maybe more important is that Realistic Mathematics Education (RME) was developed there. Important characteristics of RME are: start mathematics education with concrete situations which are recognizable to the students, design the learning process of the students by guided re-invention of the mathematical concepts and methods, and emphasize that mathematics is human activity.

The curriculum of VWO included probability theory and statistics, that of HAVO only included descriptive statistics. These topics were intended to be taught in the last two years of these school types. We restrict ourselves to statistics education at VWO. Although Bunt's textbook was available, CMLW judged that it was better to not implement statistics immediately, but first to develop a new text and conduct an experiment with a restricted number of schools. The argument was that Bunt's textbook was only intended for students in the 'old' gymnasias A, whereas statistics now had become a compulsory subject for all students. A statistics developmental

team started in 1970, first under the supervision of the CMLW, from 1971 under the supervision of the then started IOWO, the predecessor of the Freudenthal Institute.

After a first draft the team developed a textbook [14] including the following content: Introduction, Probability rules, Probability distributions, Hypothesis testing and reliability intervals, Parameters of a distribution, Use of the normal distribution. The Introduction included an example with a prognosis of the number of students of VWO that should follow science or mathematics at the university, based on data of the Dutch *Central Bureau of Statistics*. From that example, terms as sample, population, random, representative, testing — for instance with respect to the quality of the production of certain items — were introduced. In this textbook the students themselves started with a probability experiment. There was a box with 1000 small marbles, 600 red and 400 black. With a kind of spoon with 20 wholes, they drew a random sample of 20 marbles. This box with the 'spoon' was used to simulate various probability experiments.

#### Concluding remarks

The mathematician Lucas Bunt played a crucial role in promoting and developing materials for statistics education at the secondary level, in the Netherlands but also at the international level. Indeed, in the post-Royaumont era, probability and statistics were seen as valuable elements of a worldwide reform of the mathematics curricula. Although Bunt explained his approach in a rather classical way, starting

**Bert Zwaneveld** studied mathematics at the University of Amsterdam. He started his professional career as mathematics teacher in secondary education and mathematics teacher trainer. After these jobs he became mathematics course developer in the Computer Science Department of the Open Universiteit (of the Netherlands). At this university he got his PhD on a study how secondary and undergraduate students can structure their mathematical knowledge and skills, using knowledge graphs (mind maps) as a tool. At the beginning of this century he became professor in the professionalization of mathematics and informatics secondary teachers at the Open Universiteit. His current research interests are: teaching applications of mathematics and especially mathematical modelling, threshold concepts in undergraduate courses of mathematics and computer science, and the history of mathematics education, more especially in the field of applications, modelling and statistics.

**Dirk De Bock** is professor of mathematics in the Faculty of Economics and Business of the University of Leuven (Belgium). His major research interests are history of mathematics education, psychological aspects of teaching and learning mathematics, the role of mathematics in economics and finance, and financial literacy. His recent research in the field of history of mathematics education focused on the role of Belgian mathematicians and mathematics teachers in the international modern mathematics reform movement of the 1960s, and has led to the monograph [9]. Ongoing research projects include the study of New Math or modern mathematics from an international perspective.



with some probability axioms (in pure *New Math* style), the approach in his textbook was very pragmatic. Bunt did not emphasize 'theoretical aspects', accepted properties without proof and provided many clarifying examples. This pragmatic style enabled Bunt to explain the basic principles of hypothesis testing at the end of his course, in a limited number of lessons. Nowadays in the Netherlands and in several other countries, probability and statistics are included in the mathematics programmes, at least for some streams at the secondary level,

but in the 1950s and 1960s, it was quite revolutionary to propose to teach these topics at that school level.

Because of his didactical work in general and more specifically on statistics, Bunt was important in Dutch mathematical education in the post-World War II period. Due to his participation in Royaumont and other international conferences, and his textbooks in English, Bunt may also have played some role in debates about the gradual introduction of statistical curricula for the secondary school level in other

countries. However, this role has not yet been clarified and might be a topic for follow-up research. ☞

### Acknowledgments

The authors thank Bunt's son Harry for the biographical information about his father, Circe Mary Silva da Silva for her information about Bunt's activities in Brazil, Danny Beckers for the information about the start of the CMLW, Harrie Broekman for his information about Bunt in the years he was Bunt's colleague at Utrecht University, and Leo Rogers for his feedback on an earlier draft of this paper.

### Notes

- 1 The other association of teachers of mathematics was Wimecos. Both associations, Liwenagel and Wimecos, were the predecessors of the Nederlandse Vereniging van Wiskundeleraren ('Dutch Association of Mathematics Teachers').
- 2 At that time, the gymnasia in the Netherlands had two study streams: The A-stream, preparing students for university studies such as languages, economics, psychology,

- sociology, history, and geography, and the B-stream, preparing students for university studies in mathematics, science and technology.
- 3 A lyceum was a school for secondary education with two sections: gymnasium and Hogere Burger School (HBS, 'Higher Citizens School'), similar to gymnasium but without Latin or Greek.

- 4 All translations were made by the authors.
- 5 The experiment with the teaching of the history of mathematics happened under the same exception rule.
- 6 At that time there were these two different Mathematics Teachers' Associations. In 1968 they merged and became the Nederlandse Vereniging van Wiskundeleraren ('Dutch Association of Mathematics Teachers').

### References

- 1 Lucas H.N. Bunt, *Van Ahmes tot Euclides, hoofdstukken uit de geschiedenis van de wiskunde*, Wolters-Noordhoff, 1954.
- 2 Lucas H.N. Bunt, *Statistiek voor het VHMO*, Wolters-Noordhoff, 1956.
- 3 Lucas H.N. Bunt, *Statistiek als onderwerp voor het gymnasium A: verslag van een proefneming*, Paedagogisch Instituut der Rijksuniversiteit te Utrecht, 1957.
- 4 Lucas H.N. Bunt, L'enseignement de la statistique dans les écoles secondaires des Pays-Bas, *Mathematica & Paedagogia* 17 (1959), 35–48.
- 5 Lucas H.N. Bunt, *Statistiek voor het VWO*, Wolters-Noordhoff, 1968.
- 6 Lucas N.H. Bunt, Phillip S. Jones and Jack D. Bedient, *The Historical Roots of Elementary Mathematics*, Prentice-Hall, 1976.
- 7 Lucienne Carleer, IX<sup>e</sup> rencontre internationale de professeurs de mathématiques, *Mathematica & Paedagogia* 7 (1955–1956), 63–66.
- 8 Dirk De Bock and Geert Vanpaemel, Modern Mathematics at the 1959 OEEC Seminar at Royaumont, in K. Bjarnadóttir, F. Furinghetti, J. Prytz and G. Schubring (Eds.), "Dig where you stand" 3, *Proceedings of the Third International Conference on the History of Mathematics Education*, Uppsala University, 2015, pp. 151–168.
- 9 Dirk De Bock and Geert Vanpaemel, *Rods, Sets and Arrows: The Rise and Fall of Modern Mathematics in Belgium*, Springer, 2019.
- 10 Dirk De Bock and Bert Zwaneveld, From Royaumont to Lyon: Applications and modelling during the sixties, in G.A. Stillman, G. Kaiser and C.E. Lampen (Eds.), *Mathematical Modelling Education and Sense-Making*, Springer, 2020, pp. 407–417.
- 11 Johan C.H. Gerretsen and Johannes De Groot, *Proceedings of the International Congress of Mathematicians*, North-Holland, 1954, Vol. 1, p. 12 (Bunt chaired section VII), pp. 545–546; Vol. 2, p. 416.
- 12 Saskia La Bastide-van Gemert, *All Positive Action Starts with Criticism. Hans Freudenthal and the Didactics of Mathematics*, Springer, 2015.
- 13 Liwenagel, Rapport van de commissie ter bestudering van een reorganisatie van het wiskundeonderwijs in de A-afdelingen van de gymnasia en de gymnasiale afdelingen der lycea, *Euclides* 26(2) (1950–1951), 49–55.
- 14 Bert Nijdam, Jan Van Daal, Jan Sloff, Jo Wouters, Ane Yntema (successor of Jo Wouters) and Bert Zwaneveld, *Statistiek en kansrekening voor het VWO*, IOWO, 1973.
- 15 OEEC, *New Thinking in School Mathematics*, OEEC, 1961.
- 16 Piet Vredenduin, Commissie Moderniserend Leerplan Wiskunde, *Euclides* 37(5) (1962), 144–151.
- 17 Bert Zwaneveld and Dirk De Bock, Views on usefulness and applications during the sixties, in K. Bjarnadóttir, F. Furinghetti, J. Krüger, J. Prytz, G. Schubring, H.J. Smid (Eds.), "Dig where you stand" 5, *Proceedings of the Fifth International Conference on the History of Mathematics Education*, Freudenthal Institute, 2019, pp. 387–399.